

Silver Alpha Vision Equities, FI

Objetivo de Inversión:

Obtener una rentabilidad satisfactoria y sostenida en el tiempo, con una visión de largo plazo.

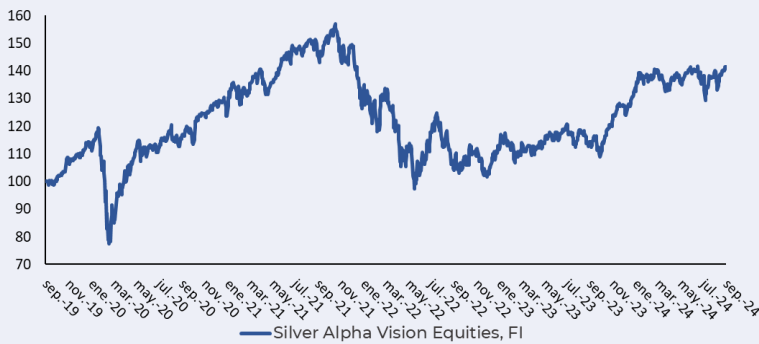
Estrategia de inversión:

La estrategia del fondo se apoya en dos tipos de inversiones:

La búsqueda de empresas capaces de capitalizar de manera recurrente su valor en el largo plazo y aquellas empresas, menos llamativas, pero con negocios sostenibles, que ocasionalmente cotizan con un atractivo descuento sobre su valor razonable.

La presente ficha tiene carácter informativo. Rentabilidades pasadas no garantizan rentabilidades futuras.

Datos a 30 de septiembre del 2024



Datos del Fondo

Valor Liquidativo	140,11 Euro
ISIN	ES0146149002
Registro CNMV	5411
Fecha de Registro	26/09/2019
Ticker Bloomberg	SALVEFA SM Equity
Nº de Posiciones	42
Categoría	Renta Variable Internacional
Divisa	Euro
Plazo Recomendado	5 años
Inversión Mínima	100 Eur
Comisión Gestión	1,75% - 1,25% (Clase L)
Comisión Suscripción	0,00%
Comisión Reembolso	0,00%
Gestora	Silver Alpha AM SGIIC Caceis Bank Spain – Santander
Depositario	S.S.
Auditor	BDO Auditores SAU

Fondo	1mes	3 meses	6 meses	1 año	YTD	2019*	2020	2021	2022	2023	Inicio
Silver Alpha Vision Equities, FI	0,95%	1,03%	0,92%	23,86%	11,01%	8,74%	18,29%	15,37%	-30,92%	24,30%	42,24%

* Desde fecha registro del fondo 26/09/2019

Países

Estados Unidos	61,58%
Holanda	8,42%
Canadá	4,93%
Francia	4,08%
Italia	4,08%
Reino Unido	3,49%
Liquidez	3,45%
Suiza	2,97%
Argentina	2,63%
Dinamarca	2,44%
Suecia	1,93%

Sectores

Consumo cíclico	22,20%
Tecnología	20,48%
Industria	19,96%
Servicios financieros	19,38%
Salud	7,38%
Liquidez	3,45%
Consumo defensivo	3,28%
Servicios de comunicación	2,46%
Construcción	1,43%

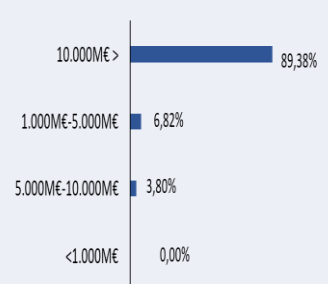
Top 10 Posiciones

MASTERCARD INC-CL A (USD)	4,78%
BLUE OWL CAPITAL INC	4,14%
MONCLER SPA	4,08%
COPART INC (CPRT US)	3,78%
WILLSCOT MOBILE MINI...	3,74%
TRADEWEB MARKETS INC-CLASS A	3,55%
CVC CAPITAL PARTNERS PLC	3,51%
TRANSDIGM GROUP ORD	3,22%
HERMES INTL	3,12%
WOLTERS KLUWER	2,82%

Áreas Geográficas

América	69,14%
Europa	27,41%
Liquidez	3,45%

Cap. Bursátil Acciones



Silver Alpha Vision Equities, FI

Investment Objective:

The Fund has a long-term investment approach in order to generate sustainable returns over time.

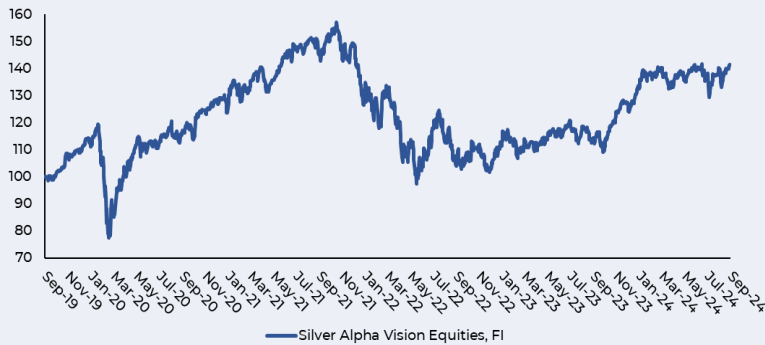
Fund Strategy:

The Fund's investment policy is predicated on two different strategies:

Companies with strong business models, able to capitalize their value over the long term, and companies with less exciting business models, although still attractive, which occasionally trade at a significant discount to its fair value.

The performance data quoted represents past performance and does not guarantee future results.

Return as of September 30 2024



Fund Details

Net Asset Value	140,11 Euro
ISIN	ES0114289004
CNMV No.	5416
Inception Date	11/10/2019
Bloomberg Ticker	SALVEFA SM Equity
No. Holdings	42
Fund Type	Global Equities
Currency	Euro
Recommended Inv Per	5 Years
Minimum Investment	100 Euro
Management Fee	1,75%- 1,25% (Class L)
Subscription Fee	0,00%
Redemption Fee	0,00%
Asset Management	Silver Alpha AM SGIIC
	Caceis Bank Spain – Santander
Custodian	S.S.
Auditor	BDO Auditores SAU

Fund	1 Month	3 Month	6 Month	1 Year	YTD	2019*	2020	2021	2022	2023	S. Incept
Silver Alpha Vision Equities, FI	0,95%	1,03%	0,92%	23,86%	11,01%	8,74%	18,29%	15,37%	-30,92%	24,30%	42,24%

*Since fund inception date 26 /09/2019

Countries

United States	61,58%
Netherlands	8,42%
Canada	4,93%
France	4,08%
Italy	4,08%
United Kingdom	3,49%
Cash	3,45%
Switzerland	2,97%
Argentina	2,63%
Denmark	2,44%
Sweden	1,93%

Sector Breakdown

Consumer Discretionary	22,20%
Information Technology	20,48%
Industrials	19,96%
Financials	19,38%
Health Care	7,38%
Cash	3,45%
Consumer Staples	3,28%
Communication Services	2,46%
Real Estate	1,43%

Top 10 Holdings

MASTERCARD INC-CL A (USD)	4,78%
BLUE OWL CAPITAL INC	4,14%
MONCLER SPA	4,08%
COPART INC (CPRT US)	3,78%
WILLSCOT MOBILE MINI...	3,74%
TRADEWEB MARKETS INC-CLASS A	3,55%
CVC CAPITAL PARTNERS PLC	3,51%
TRANSIDGM GROUP ORD	3,22%
HERMES INTL	3,12%
WOLTERS KLUWER	2,82%

Geographical Breakdown

America	69,14%
Europe	27,41%
Cash	3,45%

Market Capitalization

